

iSy[®]

The intelligent system



Product Catalog

iSy[®] Implant System

Valid from February 2024

Content

The iSy® Implant System

The concept for transgingival healing – iSy® Implant with pre-mounted implant base	4
The concept for closed healing – iSy® Implant, snap-in, with snap-in insertion post	5
System information	6

Surgery

Implant planning	18
CT-Planning	18
iSy® Implants	19
iSy® Surgery and prosthetic set	20
Surgery and prosthetic set and wash tray	22
General surgical instruments	23
Surgical instruments for iSy® Implants, snap-in, with snap-in insertion post	25
Surgical instruments for iSy® Implants with pre-mounted implant base	26
Cover screws	27
Healing caps	27

Prosthetics

Scanbodies	30
Impression taking/bite registration	31
Cast fabrication	32
Temporary abutments	32
Titanium bases CAD/CAM	33
Titanium bases CAD/CAM free	34
Implant base	35
CAM blanks	36
Esthomic® Abutments	38
Universal abutment	38
Multi-unit System	39
Locator®	44
Locator R-Tx®	46
Prosthetic instruments	48
Instruments for dental technicians	50

Auxiliary articles

Materials for practice	52
Macro model	52
Literature	53

Additional information

Screw overview	54
Materials	58

Further Information

Further documentation	59
Legal	59



The iSy[®] Implant System

Two concepts for efficient treatment procedures

The concept for transgingival healing – iSy® Implant with pre-mounted implant base

The iSy® Implant System demonstrates its unique talents in numerous indications. It is not an all-rounder, but intelligent enough to focus on the essentials. This allows most indication areas to be covered with the iSy® System.

iSy® is virtually unsurpassed in its simplicity and is highly efficient due to the reduction in system components. The packaging concept, the drilling sequence, the pre-mounted implant base including the accessories are designed for time-optimized procedures and reduced surgery. In combination with digital procedures in prosthetics, iSy® creates added value for both users as well as patients.

The iSy® Implant with pre-mounted implant base is available as 4 units per set. This includes:

- 4 Implants
- 1 Single patient form drill
- 4 Cover caps (PEEK)
- 4 Gingiva formers (PEEK)
- 8 Multifunctional caps (PEEK)

iSy® is easy and time-saving to use for transgingival healing. The reason being that the gingiva former as well as the multifunctional cap, which can be used for analog or digital impression taking, as well as the temporary restoration are placed directly on the implant base in an anti-rotational manner by clicking. The implant base remains on the implant until final restoration. Clicking instead of screwing - saves time during the treatment workflow.



The concept for closed healing – iSy® Implant, snap-in, with snap-in insertion post

With a snap-in insertion post, a metal locking screw and a single-patient form drill in one package, iSy® remains true to itself in terms of efficiency. Due to the snap-in insertion post, there is no need to loosen a screw following implant insertion.

Covered healing is indispensable in some clinical situations, for example in the absence of primary stability or in conjunction with extensive hard and soft tissue augmentation. Some users continue to prefer the covered healing method to protect the implant against external influences.

In the digital workflow, the implant can be scanned immediately after insertion with an intraoral scan before closure and the temporary or final restoration can be created during the healing phase.

The iSy® Implant, snap-in, with snap-in insertion post, is available in sets of 1. This includes:

- 1 Implant
- 1 Single patient form drill
- 1 Cover screw (titanium)




System information

iSy® Implants

iSy® Implants are slightly conical, self-tapping screw implants. They enable easy insertion by self-centering with continuous bone contact and thus achieve solid primary stability.


- The specially developed geometry of the implant neck reduces the pressure on the crestal bone due to its smaller diameter (compared to the body).
- iSy® Implants are provided with the blasted, acid-etched Promote® Surface up to the conical 45° implant shoulder. This favors rapid osseointegration.^{1(*)}
- Rounding of the apical implant geometry ensures gentle insertion of the iSy® Implants into the bone, also near the maxillary sinus.

* see "Further documentation" on page 59.




One platform

The platform of the iSy® Implants is identical for the three implant diameters and three prosthetic profiles.



Four implant lengths



The transfer variants of the iSy® Implants

The iSy® Implants are offered with two different transfer options. Pick-up of the implant via the snap-in insertion post, snap-in, or via the screw-retained implant base. Both variants simplify the application and transfer of the implant from the packaging to the patient's mouth.



Snap-in insertion post

- Standard insertion post: easy removal following implant surgery
- Can be used as a paralleling pin – for aligning the position of multiple implants
- A predetermined breaking point protects the implant connection from excessive loading

Screw-retained implant base

- The implant base takes on the function of the insertion post. Following insertion, it acts as base for the gingiva former and the multifunctional cap.
- It can be used as a temporary/definitive abutment.
- The implant base is connected to the implant by a screw.



iSy® Implant-abutment connection

The geometry of the iSy® Implant-abutment connection enables integrated Platform Switching and provides excellent tactile feedback when inserting the abutments.

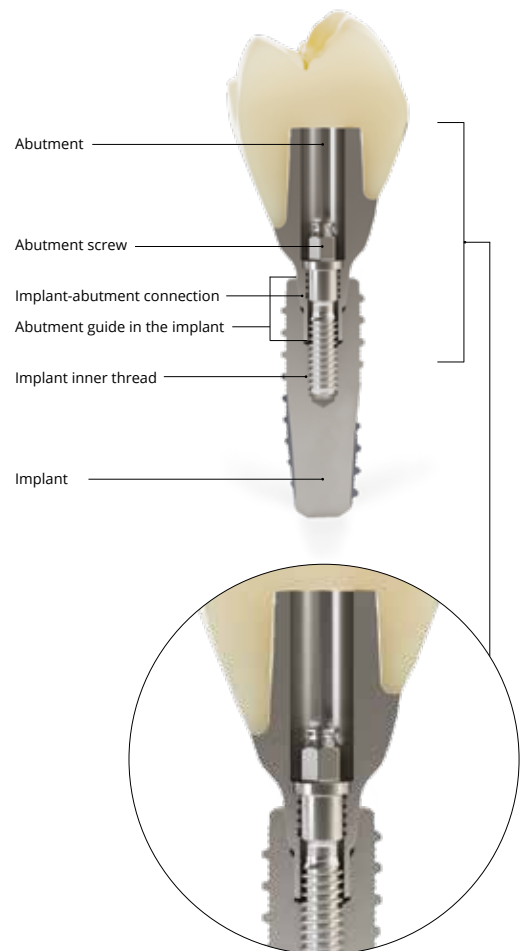
Indexing via the hexagon allows the edges to slide noticeably into the hexagon when turning the abutment slightly and thus into its final position. Simple, easy and safe orientation in the longitudinal axis of the implant is thus ensured. The precise conical connection minimizes micro-movements and demonstrates high stability.

Advantages and benefits of the iSy® Connection

- Unmistakable and fast abutment positioning with noticeable tactile feedback due to the internal hexagon
- Precise, conical implant-abutment connection with high stability and minimization of micromovements
- Integrated Platform Switching, which reduces the effect of infiltration of inflammatory cells with associated bone resorption^{2, 3 (*)}

For optimal positioning of the abutments, the implant should be aligned in the bone so that one surface of the hexagon points in the vestibular direction.

* see "Further documentation" on page 59.



iSy® Gingiva formers and prosthetic components

The iSy® Implants can be provided with a wide range of flexible, anatomically designed prosthetic components.



iSy® Esthomic® Healing caps

iSy® Esthomic® Healing caps sit on the machined implant shoulder but do not cover it completely. As a result, the soft tissue over the shoulder can be adapted. The conical surfaces do not come into contact here.

The healing caps are used according to their indication for single and two-stage procedures. They are available in three diameters (S, M, L) and three gingival heights (3.0, 4.5, 6.0 mm) and are screwed directly into the implant.

iSy® Impression taking

Impression-taking of the iSy® Implant can be performed conventionally with open or closed tray impression posts or digitally with various scanbodies. The impression posts are available in sizes S, M and L. The high-precision components ensure correct transfer of the intraoral situation.

The iSy® impression posts do not lock into the cone of the implant, but lie on the implant shoulder. Thus, a vertical offset is prevented when taking the impression. The anti-rotational mechanism is ensured by the iSy® Hex geometry.



iSy® Temporary Abutments

iSy® Temporary abutments made of titanium alloy are available for temporary restorations in two crown and two bridge versions. The abutments can be used in immediate implantations or after exposing the implants.

iSy® Esthomic® Abutments

Anatomically preformed abutments allow for optimal stump design. The iSy® Esthomic® Abutments (S, M, L) are available both straight and angled with various gingival heights and with an oval anatomically pre-shaped shoulder profile. The angulation of the Esthomic® Abutments corresponds to the surface of the hexagon. This results in six positions of the abutment in the implant, which enable perfect prosthetic alignment.



iSy® Universal Abutments

iSy® Universal abutments can be customized and adapted to the respective anatomical situation by grinding. These act as abutments for cementable crown and bridge restorations as well as primary parts for double crown restorations. The abutments are made of titanium alloy.

iSy® Implant base

The iSy® Implant base is available pre-mounted (screw-retained) on the implant or as additional purchase. The impression can be taken both analog as well as digitally with the multifunctional cap (PEEK) by clicking it onto the base. In the case of transgingival healing, the implant base serves as the basis for the gingiva former (PEEK) or the temporary restoration. The components are fixed to the base time-efficiently with a precise click.



All instruments and abutments used exclusively in conjunction with the iSy® Implant base are marked with this symbol.

iSy® Titanium bases CAD/CAM

iSy® Titanium bases CAD/CAM act as a bonding base for customized, implant-supported dental restorations made of suitable materials. Reconstructions are fabricated using CAD/CAM techniques. iSy® Titanium bases CAD/CAM are available in the crown and bridge versions in gingival heights of 0.8 and 2.0 mm.

iSy® Titanium bases CAD/CAM free are available in a crown version, in gingival heights of 1.0 and 2.0 mm, chimney heights of 4.7 and 6.5 mm and for restorations with an angulated screw channel (free).



iSy® Locator® Abutments

Locator® Abutments for the fixation of full dentures are available for the iSy® Implant System. They are available in the Locator® and Locator R-Tx® versions. Locator® Abutments are manufactured as one piece with a thread in the apical region which engages with the upper inner thread of the iSy® Implant.

iSy® Abutment disconnecter

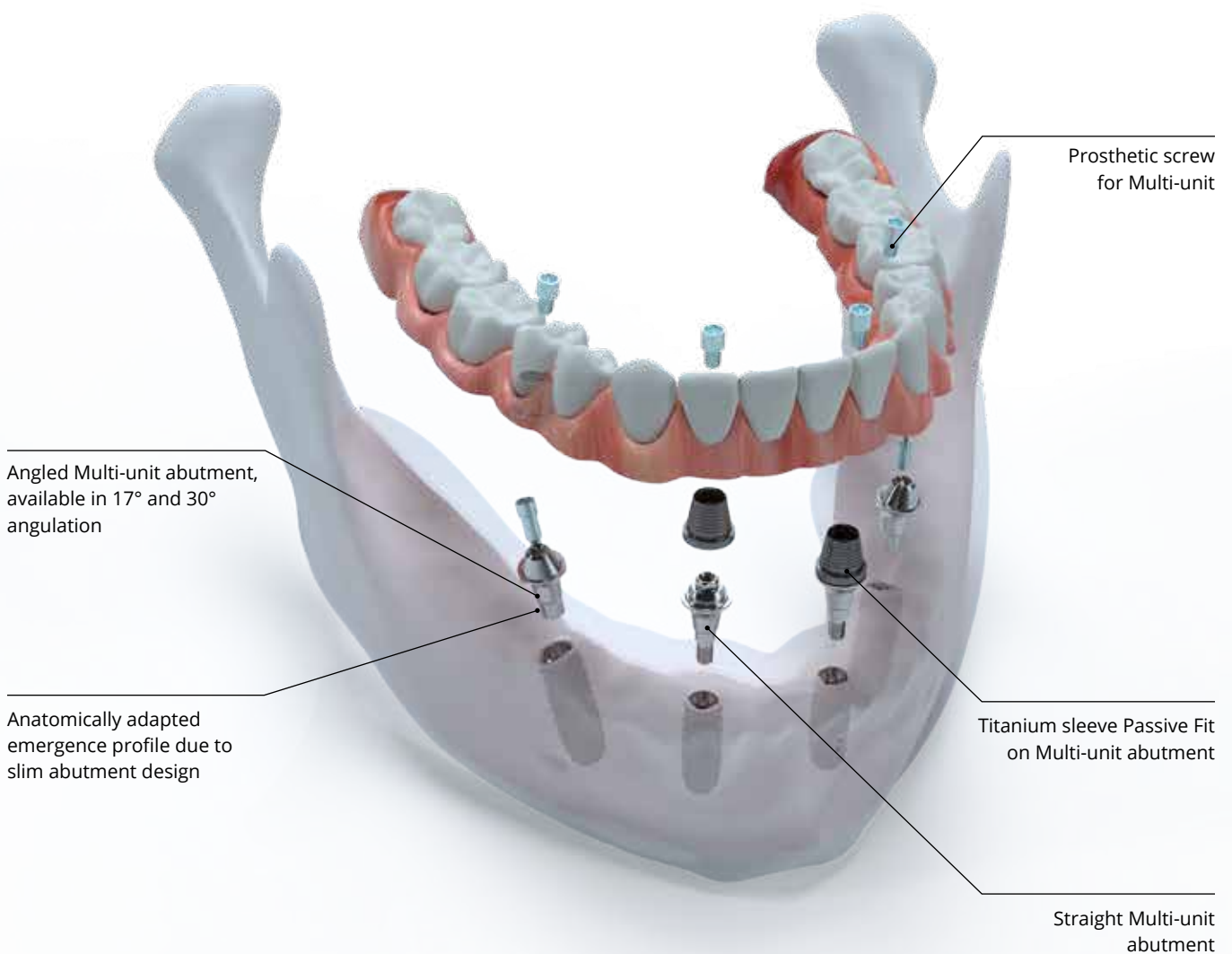
The iSy® Implant-abutment connection is characterized by a taper. A special iSy® Abutment disconnecter is available for the easy removal of iSy® Abutments from iSy® Implants or lab analogs. First, the iSy® Abutment screw or the lab screw is removed and the disconnecter is screwed into the screw canal until the abutment releases from the internal taper of the iSy® Implant or lab analog.



Multi-unit System

The Multi-unit System gives partially edentulous or edentulous patients the option of a comfortable, fixed restoration on four or six implants – and thus a significant improvement in quality of life. In addition to occlusal screw-mounted bridges for immediate and delayed restorations, the multi-option system also permits bar

restorations on straight and angled Multi-unit abutments. Multi-unit components offer a wealth of options for treating patients in less time. Next to its versatility, the Multi-unit prosthetic system is particularly impressive thanks to its slim design.



CAD/CAM Services

Individually CAD/CAM fabricated prosthetics, gingiva formers and impression posts, scanning and design services, 3D implant planning, printed drilling templates and jaw models are available from Camlog through our DEDICAM® Service Division.

Personal support with the accustomed competence of our employees as well as processes optimized right down to the finest detail ensure a high degree of certainty of results with the greatest possible individual freedom.

Extensive libraries for the open CAD systems from 3Shape, exocad and Dental Wings are available for implant-supported restorations.

Discover your options and start your digital future with DEDICAM®.

DEDICAM®
DIGITAL CONCEPTS























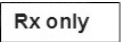


Direct part marking – better identification and traceability

In future, all iSy® instruments will feature a label with the lot number and/or UDI code in addition to the article number. This makes it easier for the entire practice team to identify and assign the products. The product images contained in the catalog do not always reflect this specification.



Explanation of symbols

	CE marking
	CE marking with number of the Notified Body
	Consult Instructions for Use
	Caution, observe the warning notices
	Medical Device
	Article number
	Lot number
	Serial number
	Sterilized using irradiation
	Single sterile barrier system with protective packaging outside
	Single sterile barrier
	Non-sterile
	Date of manufacture
	Use-by date
	Do not resterilize
	Do not reuse
	Do not use if package is damaged
	Protect against sunlight
	Temperature limit
	Manufacturer
	MR Conditional
	Contains hazardous substances
	Caution: US Federal law restricts this device to sale by or on the order of a dentist or physician.

Explanation of abbreviations

\varnothing	Diameter
A \varnothing	Apical diameter
G \varnothing	Gingival diameter
L	Length
GH	Gingival height
PEEK	Polyether ether ketone
POM	Polyoxymethylene
PPSU	Polyphenylsulfone
TiN	Titanium nitride

General safety instructions and warnings

- The descriptions in this product catalog are not sufficient to allow immediate use of the iSy® Implant System.
- Instruction by a surgeon experienced in using the iSy® Implant system is strongly recommended. If necessary, technical advice/training on the correct use of Camlog's products is offered verbally, in writing, by electronic media and/or by demonstration.
- Methodical errors made during the treatment can result in loss of the implant and significant loss of the peri-implant bone.
- The images in this document are for reference purposes only and may differ from the actual product.

Packaging iSy® Implants, snap-in, with snap-in insertion post

Secondary packaging

Sealed, folding box with product label

Internal implant packaging (primary packaging)

Sealed



Example of product label for exterior packaging of the implant

iSy® Implant, snap-in
incl. cover screw & single-use drill

3.8 13
Ø 3.8 mm L13 mm

REF	P1120.3813	QTY 1
USE-BY DATE	2028-05-12	
LOT	0000136961	
DATE OF MANUFACTURE	2023-05-12	

+4218P11203813115532009120000138901/16/202305120

Instruction for use:
<https://ife.com/log>

Labels on the right side of the image are connected to the following text:

- Diameter
- Length Implant
- Article number
- Use-by date
- Lot number
- Date of manufacture
- Web address for Instructions for Use
- QR code
- Data-Matrix Code

Packaging iSy® Implants with pre-mounted implant base

Secondary packaging

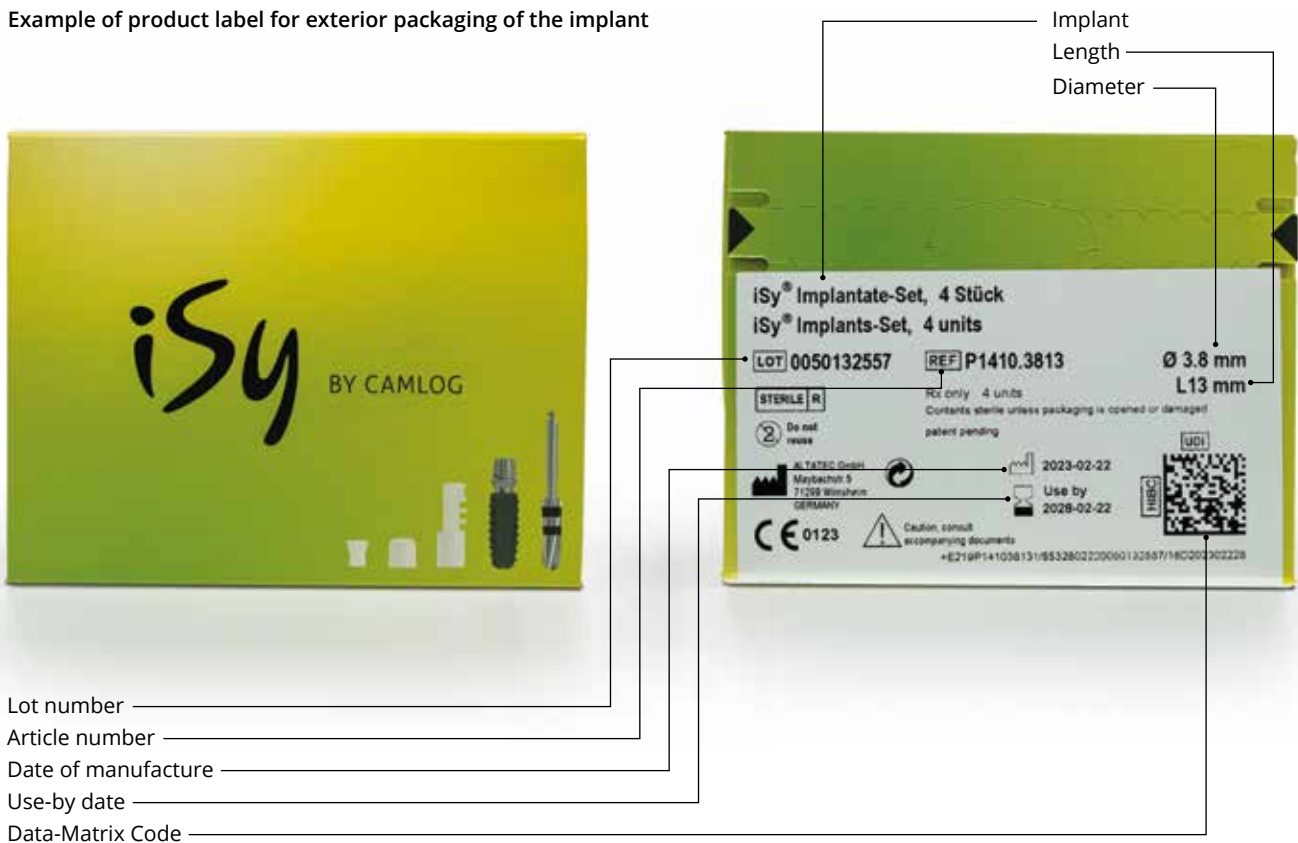
Sealed, folding box with product label

Internal implant packaging (primary packaging)

Sealed



Example of product label for exterior packaging of the implant




Packaging units: unless described otherwise, each pack contains one product.





Surgery

Implant planning

	Article	Art. No.
	iSy® X-ray planning foil	P5300.9011


CT-Planning

	Article	Art. No.	Length
	Tubing for CT planning for drill Ø 2.0 mm*, corrugated tubing, 10 units internal diameter 2.1 mm external diameter 2.5 mm Material Titanium alloy	A2002.2000	4.0 mm 10.0 mm
	Drill for placement of corrugated CT-tubes (for A2002.2000) Ø 2.6 mm Material Stainless steel	A2050.2600	-


* for pilot drill J5051.2003

iSy® Implants

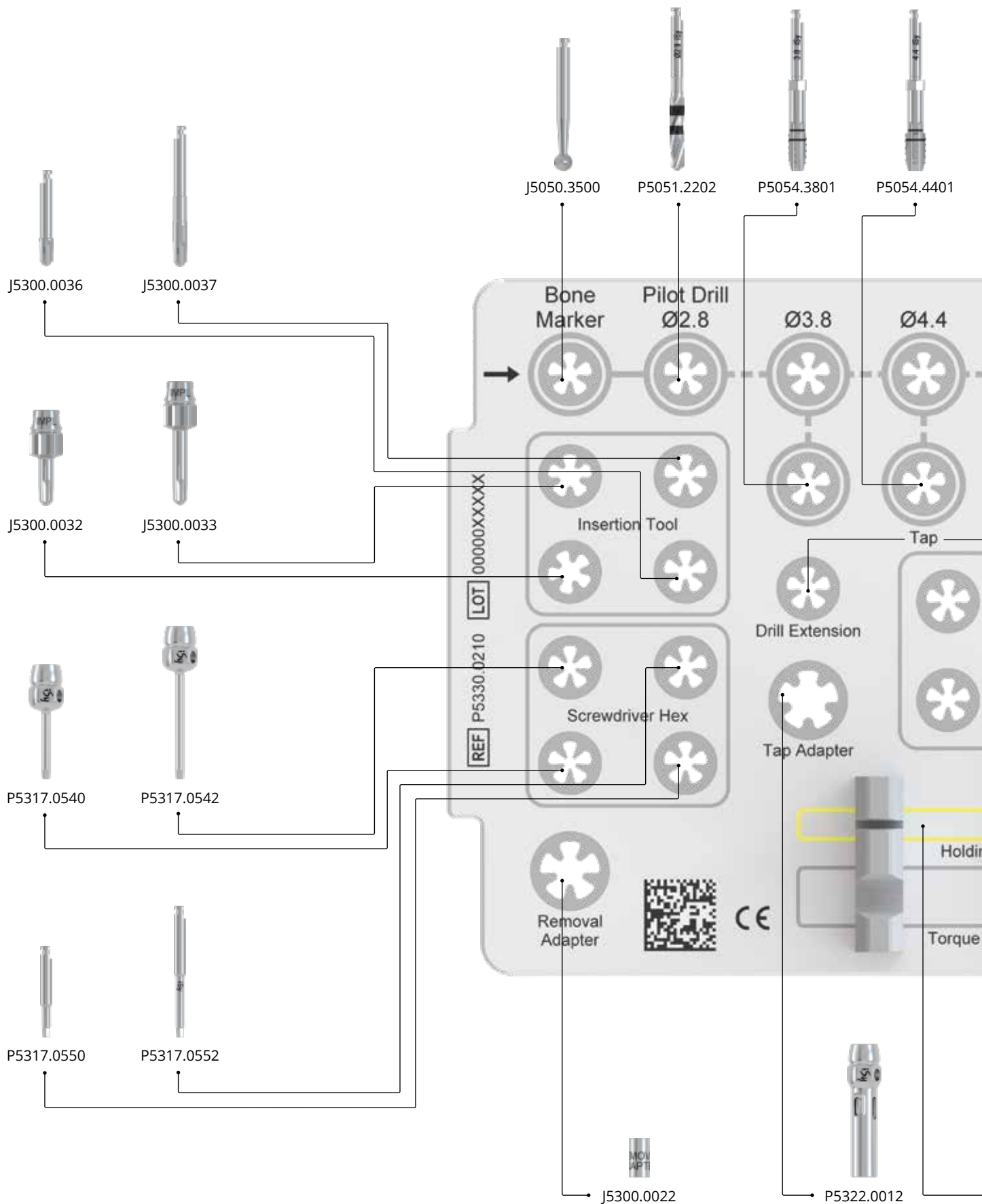
With snap-in insertion post

	Article	Art. No.	Ø	Length	A Ø
	iSy® Implant, snap-in, Promote® plus incl. snap-in insertion post, single patient form drill and cover screw, sterile Material Titanium Grade 4	P1120.3807	3.8 mm	7.3 mm	3.5 mm
		P1120.3809		9 mm	
		P1120.3811		11 mm	
		P1120.3813		13 mm	
		P1120.4407	4.4 mm	7.3 mm	4.1 mm
		P1120.4409		9 mm	
		P1120.4411		11 mm	
		P1120.4413		13 mm	
		P1120.5007	5.0 mm	7.3 mm	4.7 mm
		P1120.5009		9 mm	
		P1120.5011		11 mm	
		P1120.5013		13 mm	

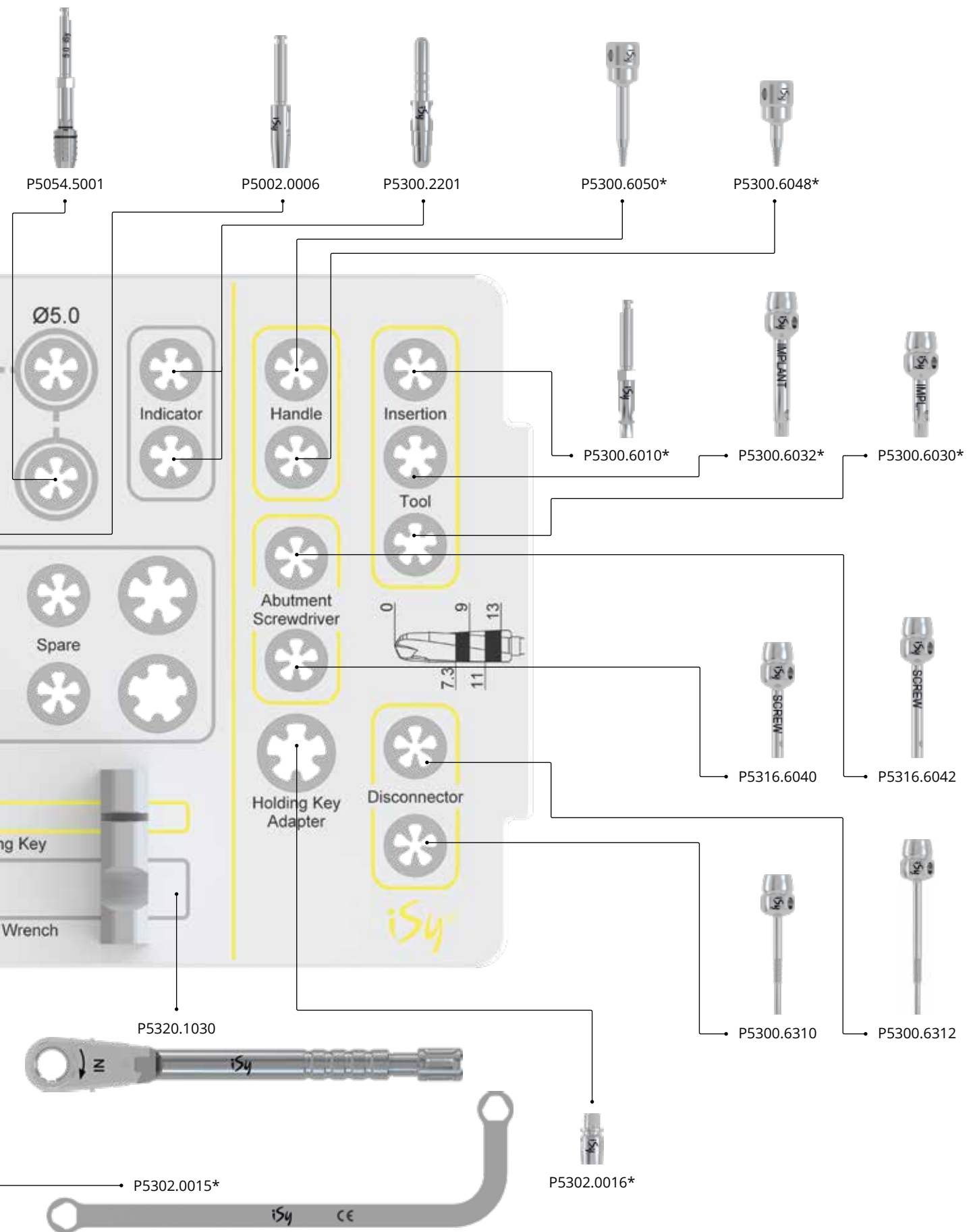
With pre-mounted implant base| set of 4

	Article	Art. No.	Ø	Length	A Ø
	iSy® Implant, Promote® plus incl. pre-mounted implant bases (4 pieces), single patient form drills (1 piece), cover caps (4 pieces), gingiva formers (4 pieces) and multifunctional caps (8 pieces), sterile Material Titanium Grade 4 (implant) Titanium alloy (implant base)	P1410.3807	3.8 mm	7.3 mm	3.5 mm
		P1410.3809		9 mm	
		P1410.3811		11 mm	
		P1410.3813		13 mm	
		P1410.4407	4.4 mm	7.3 mm	4.1 mm
		P1410.4409		9 mm	
		P1410.4411		11 mm	
		P1410.4413		13 mm	
		P1410.5007	5.0 mm	7.3 mm	4.7 mm
		P1410.5009		9 mm	
		P1410.5011		11 mm	
		P1410.5013		13 mm	




iSy[®] Surgery and prosthetic set















* This article is not included in the surgery and prosthetic set and must be ordered separately.



Surgery and prosthetic set and wash tray






	Article	Art. No.
 <p>The image shows a white plastic carrying case for the iSy® Surgery and prosthetic set. The case is open, revealing a variety of surgical instruments, including drills, drivers, and wrenches, arranged in a grid-like pattern. A torque wrench is prominently displayed in the foreground.</p>	<p>iSy® Surgery and prosthetic set includes all necessary surgical and prosthetic instruments for iSy® Implants, snap-in, incl. torque wrench</p> <p>Material PPSU</p>	<p>P5330.0200</p>
 <p>The image shows a rectangular stainless steel wash tray with a grid of circular holes for instruments. It has a yellow handle on the left side and a black handle on the right side.</p>	<p>Surgery wash tray iSy® incl. steel template, without content</p> <p>Material Stainless steel</p>	<p>P5300.8990</p>
 <p>The image shows a stainless steel template for the surgery wash tray. It features a grid of circular holes and a yellow handle on the left side. The template is designed to hold instruments in a specific arrangement.</p>	<p>Steel template for surgery wash tray iSy®</p> <p>Material Stainless steel</p>	<p>P5300.1090</p>

General surgical instruments





	Article	Quantity	Art. No.	Ø
	Round bur resterilizable Material Stainless steel	-	J5050.3500	3.5 mm
	Point drill resterilizable Material Stainless steel	-	J5051.1500	1.5 mm
	Pilot drill without coil, resterilizable Material Stainless steel	-	J5051.2003	2.0 mm
	iSy® pilot drill without coil, resterilizable Material Stainless steel	-	P5051.2202	2.8 mm
	iSy® Single patient form drill sterile Material Stainless steel	3	P5040.3801	3.8 mm
		3	P5040.4401	4.4 mm
		3	P5040.5001	5.0 mm
	iSy® Direction and depth indicator Material Titanium alloy	2	P5300.2201	-
	iSy® Taps Material Stainless steel	-	P5054.3801	3.8 mm
			P5054.4401	4.4 mm
			P5054.5001	5.0 mm
	iSy® Tap adapter for tap Material Stainless steel	-	P5322.0012	-

The EP drills are for single use only and must not be resterilized.

General surgical instruments

	Article	Size	Art. No.	Length
	iSy® Drill extension ISO shaft Material Stainless steel	-	P5002.0006	26.5 mm
	iSy® ISO Adapter manual/wrench Material Stainless steel	-	P5002.0011	21 mm
	iSy® Torque wrench Material Stainless steel	-	P5320.1030	-
	iSy® Screwdriver, hex manual/wrench Material Stainless steel	extra short	P5317.0538	14.5 mm
		short	P5317.0540	22.5 mm
		long	P5317.0542	30.3 mm
	iSy® Screwdriver, hex ISO shaft Material Stainless steel	short	P5317.0550	18 mm
		long	P5317.0552	26 mm



Surgical instruments for iSy® Implants, snap-in, with snap-in insertion post

	Article	Size	Art. No.	Ø
	Insertion tool for screw implants, manual/wrench Material Stainless steel	extra short	J5300.0031	13.7 mm
		short	J5300.0032	19.2 mm
		long	J5300.0033	24.8 mm
	Insertion tool for screw implants, with ISO shaft for angled hand piece (without hexagon at the shaft) Material Stainless steel	short	J5300.0036	19.1 mm
		long	J5300.0037	28.2 mm
	Insertion tool for screw implants, with ISO shaft for angled hand piece, for hex clamping system Material Stainless steel	short	J5300.0034	19.1 mm
		long	J5300.0035	28.2 mm
	Removal adapter for implants with snap-in insertion posts Material Stainless steel	-	J5300.0022	6.2 mm




Surgical instruments for iSy® Implants with pre-mounted implant base

	Article	Size	Art. No.	Length
	 iSy® Handle for gingiva formers and caps	short	P5300.6048	17 mm
	 Material Stainless steel	long	P5300.6050	25 mm
	 iSy® Implant insertion tool manual/wrench Material Stainless steel	extra short	P5300.6028	14.5 mm
		short	P5300.6030	21 mm
		long	P5300.6032	29 mm
	 iSy® Implant insertion tool ISO short with ISO shaft Material Stainless steel	-	P5300.6010	-
	 iSy® Guide and holding key Material Stainless steel	-	P5302.0015	-
	 iSy® Adapter for guide and holding key Height 7 mm Material Stainless steel	-	P5302.0016	-
	 iSy® Abutment disconnecter for abutments and implant base Material Stainless steel	extra short	P5300.6308	23 mm
		short	P5300.6310	28 mm
		long	P5300.6312	35 mm
	 iSy® Abutment screwdriver manual/wrench Material Stainless steel	extra short	P5316.6038	14.5 mm
		short	P5316.6040	23 mm
		long	P5316.6042	28 mm

Cover screws

	Article	Quantity	Art. No.
	iSy® Cover screw sterile Material Titanium alloy	3	P2019.0001
	iSy® Cover cap (PEEK) sterile Material PEEK	3	P2015.0006

Healing caps

	Article	Size	Art. No.	G Ø	GH
	iSy® Esthomic® Healing caps sterile Material Titanium alloy	S	P2014.3830	5.3 mm	3.0 mm
			P2014.3845	5.4 mm	4.5 mm
			P2014.3860	5.4 mm	6.0 mm
		M	P2014.4430	5.8 mm	3.0 mm
			P2014.4445	5.9 mm	4.5 mm
			P2014.4460	5.9 mm	6.0 mm
		L	P2014.5030	6.3 mm	3.0 mm
			P2014.5045	6.6 mm	4.5 mm
			P2014.5060	6.6 mm	6.0 mm
 	iSy® Gingiva former (PEEK) cylindrical, for implant base, sterile, 3 units Material PEEK	-	P2015.4036	-	-

Healing caps are for single use only and must not be resterilized.

Customized healing caps are available from our DEDICAM® CAD/CAM service division.

DEDICAM® Services are not available in all countries. Please ask your local BioHorizons/Camlog representative for details.



Prosthetics

Scanbodies

	Article	Art. No.
	iSy® Scanbody on implant (PEEK) incl. iSy® abutment screw, sterile Material PEEK	P2600.0001
	iSy® Scanbody multi-use incl. iSy® Abutment screw Material Titanium alloy	P2630.0001
	iSy® ScanPost for Sirona® incl. iSy® Abutment screw Material Titanium alloy	P2620.0006
	iSy® Multifunctional cap for impression taking, scan and temporary restoration on implant base, 3 pieces, sterile Material PEEK	P2130.4004
	iSy® Scan adapter for Sirona® on iSy® Implant base Material Titanium alloy	P2620.0007
	iSy® Handle for iSy® Scan adapter Material Titanium alloy	P2620.1000

Please check whether the iSy® Scanbody is available in the CAD library used.
CAD libraries for selected iSy® Prosthetic components are available for free download here:
www.biohorizonscamlog.com/cad-libraries

Matching Sirona® Scanbodies size S for iSy® Scanposts and iSy® Titanium base CAD/CAM, crown, with platform Ø 4.5 mm (not compatible with iSy® Titanium bases CAD/CAM free):









For Omnicam® and Primescan®: Article number 6431311
For Bluecam®: Article number 6431295

Matching Sirona® Scanbodies size L for iSy® Scanposts and iSy® Titanium base CAD/CAM, crown, with platform Ø 5.2 mm (not compatible with iSy® Titanium bases CAD/CAM free):

For Omnicam® and Primescan®: Article number 6431329
For Bluecam®: Article number 6431303






Sirona® Scanbodies are available from Dentsply Sirona or the specialized trade.

Impression taking/bite registration

	Article	Quantity	Size	Art. No.	Ø
	iSy® Impression posts, open tray incl. fixing screw Material Titanium alloy	-	S	P2121.3800	5.4 mm
			M	P2121.4400	5.9 mm
			L	P2121.5000	6.6 mm
	iSy® Impression posts, closed tray incl. fixing screw, impression cap and bite registration cap Material Titanium alloy/POM	-	S	P2110.3800	5.4 mm
			M	P2110.4400	5.9 mm
			L	P2110.5000	6.6 mm
	Impression cap for iSy® Impression posts, closed tray Material POM	5	S	J2111.3800	-
			M	J2111.4300	
			L	J2111.5000	
	Bite registration cap for iSy® Impression posts, closed tray Material POM	5	S	J2112.3800	-
			M	J2112.4300	
			L	J2112.5000	



Customized impression posts, congruent in shape to a customized healing cap, are available from our DEDICAM® CAD/CAM service division. DEDICAM® Services are not available in all countries. Please ask your local BioHorizons/Camlog representative for details.

Cast fabrication

	Article	Art. No.
	iSy® Lab analog for cast models Material Titanium alloy	P3010.7010
	iSy® Implant analog for printed and cast models Material Titanium alloy	P3010.7012
	iSy® Handle for implant analog Material Stainless steel	P3010.7500
	Multi-unit implant analog for printed and cast models Material Stainless steel	J3026.4800
	Locator® Male processing package Contents: 1 iSy® Lab analog, 1 iSy® Lab base, 1 iSy® Lab abutment screw Material Titanium alloy	P3010.8001









Temporary abutments

	Article	Art. No.	Ø
	iSy® Temporary abutment for crowns incl. iSy® Abutment screw Material Titanium alloy	P2239.3900	3.9 mm
		P2239.4800	4.8 mm
	iSy® Temporary abutment for bridges incl. iSy® Abutment screw Material Titanium alloy	P2239.3900	3.9 mm
		P2239.4800	4.8 mm

The iSy® Abutment screw is tightened using the iSy® Abutment screwdrivers (see page 48).

Titanium bases CAD/CAM

	Article	Art. No.	Ø	GH
	iSy® Titanium base CAD/CAM, crown incl. iSy® Abutment screw and bonding aid	P2244.4408	4.5 mm	0.8 mm
		P2244.5008	5.2 mm	0.8 mm
	Material Titanium alloy/POM	P2244.4420	4.5 mm	2.0 mm
		P2244.5020	5.2 mm	2.0 mm
	iSy® Abutment screw sterile Material Titanium alloy	P4005.1614	-	-
	iSy® Lab abutment screw Material Titanium alloy	P4006.1614	-	-
	Bonding aid 2 units Material POM	C4019.1600	-	-
	iSy® Modeling aid for iSy® Titanium base CAD/CAM, crown Material POM	P2244.4402	4.5 mm	-
		P2244.5002	5.2 mm	

The iSy® Abutment screw is tightened using the iSy® Abutment screwdrivers (see page 48).



The geometries of the iSy® Titanium bases CAD/CAM are available as a CAD library for leading dental CAD systems. The libraries are available for free download at:

www.biohorizonscamlog.com/cad-libraries

DEDICAM® CAD/CAM prosthetics from Camlog



DEDICAM® Services are not available in all countries. Please ask your local BioHorizons/Camlog representative for details.

Titanium bases CAD/CAM

	Article	Art. No.	Ø	GH
	iSy® Titanium base CAD/CAM, bridge incl. iSy® Abutment screw	P2344.4408	4.5 mm	0.8 mm
		P2344.5008	5.2 mm	
	Material Titanium alloy	P2344.4420	4.5 mm	2.0 mm
		P2344.5020	5.2 mm	





The iSy® Abutment screw is tightened using the iSy® Abutment screwdrivers (see page 48).

Titanium bases CAD/CAM free

	Article	Size	Art. No.	Ø	GH
	iSy® Titanium base CAD/CAM free, crown incl. iSy® Abutment screw, hex and iSy® Lab abutment screw, hex	short	P2247.4510	4.5 mm	1.0 mm
			P2247.5210	5.2 mm	
			P2247.4520	4.5 mm	2.0 mm
			P2247.5220	5.2 mm	
	Material Titanium alloy	long	P2265.4510	4.5 mm	1.0 mm
			P2265.5210	5.2 mm	
			P2265.4520	4.5 mm	2.0 mm
			P2265.5220	5.2 mm	
	iSy® Abutment screw, hex Material Titanium alloy	-	P4005.1601	-	-
	iSy® Lab abutment screw, hex Material Titanium alloy	-	P4006.1601	-	-

The iSy® Abutment screw, hex is tightened with the ballpoint screwdrivers (for angled screw channels) and with the iSy® Screwdrivers, hex (for straight screw channels) (see page 48).

Implant base

	Article	Art. No.	Ø	GH
	iSy® Implant base incl. iSy® Abutment screw and iSy® Gingiva former (PEEK), sterile Material Titanium alloy/PEEK	P2900.0002	4.0 mm	1.6 mm
	iSy® Plastic coping for hybrid abutment on implant base with antirotational mechanism, burn-out Material POM	P2553.0025	-	-
	iSy® Plastic coping for cemented crown on implant base with antirotational mechanism, burn-out Material POM	P2553.0020	-	-
	iSy® Plastic coping for cemented bridge on implant base without antirotational mechanism, burn-out, 2 units Material POM	P2553.0010	-	-

The iSy® Abutment screw is tightened using the iSy® Abutment screwdrivers (see page 48).


The geometries of the iSy® Titanium bases CAD/CAM, the iSy® Titanium bases CAD/CAM free and the iSy® Implant base are available as a CAD library for leading dental CAD systems. The libraries are available for free download at: www.biohorizonscamlog.com/cad-libraries

DEDICAM® CAD/CAM prosthetics from Camlog

DEDICAM® Services are not available in all countries. Please ask your local BioHorizons/Camlog representative for details.



CAM blanks

Type AG

	Article	Quantity	Art. No.	Ø
	iSy® CAM Titanium blank, Type AG incl. separately packed abutment screws Material Titanium alloy	2	P2471.5027	12 mm



The CAM Type AG titanium blanks were developed jointly by CAMLOG Biotechnologies GmbH and Amann Girrbach AG. They feature the Amann Girrbach® patented connection geometry for the blank collet and are compatible with the Ceramill® CAD/CAM System. The corresponding CAD libraries are available for download both at www.biohorizonscamlog.com/cad-libraries and from Amann Girrbach® via the AG.live portal or via the Software Manager.

Type ME

	Article	Quantity	Art. No.	Ø
	iSy® CAM Titanium blank, Type ME incl. separately packed abutment screws Material Titanium alloy	2	P2421.5020	12 mm
		10	P2422.5020	
	iSy® CAM-CoCr blank, Type ME incl. separately packed abutment screws Material Cobalt chrome alloy	2	P2461.5020	12 mm

For the milling process, the CAM blank, type ME, is fixed to a cylindrical section opposite the implant-abutment connection. Medentika® Preface® Abutment holders can be used as machine-specific clamping devices. These collets are available for selected machines from the respective machine manufacturers. The blanks require product-specific CAM libraries. If you have any questions about compatibility, please contact the DEDICAM® Technical Service at dedicam.cad@camlog.com.

Type IAC

	Article	Quantity	Art. No.	Ø
	iSy® CAM Titanium blank, Type IAC incl. separately packed abutment screws	2	P2411.5013	12 mm
	Material Titanium alloy	10	P2412.5013	
	iSy® Collet for CAM blank, Type IAC incl. 2 iSy® Fixing screws for CAM blank, Type IAC	1	P3720.5000	6 mm
	Material Stainless steel			

For the milling process, the CAM titanium blank, Type IAC is fixated to the implant-abutment connection via the iSy® Collet for CAM blanks. The machine-specific holders and adapters for the collet as well as the milling strategies are to be provided by the user.

The geometries of the iSy® CAM blanks are available as a CAD library for leading dental CAD systems. The libraries are available for free download at:
www.biohorizonscamlog.com/cad-libraries


Medentika® and Preface® are registered trademarks of Medentika GmbH, D-Hügelsheim.

The iSy® Abutment screw is tightened using the iSy® Abutment screwdrivers (see page 48).

Esthomic® Abutments






	Article	Size	Art. No.	Ø	GH
	iSy® Esthomic® Abutment, inset incl. iSy® Abutment screw Material Titanium alloy	-	P2235.3820	3.8 mm	2.0–3.3 mm
	iSy® Esthomic® Abutment, straight incl. iSy® Abutment screw Material Titanium alloy	S	P2226.3815	5.4 mm	1.5–2.5 mm
			P2226.3830		3.0–4.5 mm
		M	P2226.4415	5.9 mm	1.5–2.5 mm
			P2226.4430		3.0–4.5 mm
		L	P2226.5015	6.6 mm	1.5–2.5 mm
			P2226.5030		3.0–4.5 mm
	iSy® Esthomic® Abutment, 15° angled incl. iSy® Abutment screw Material Titanium alloy	S	P2227.3815	5.4 mm	1.5–2.5 mm
			P2227.3830		3.0–4.5 mm
		M	P2227.4415	5.9 mm	1.5–2.5 mm
			P2227.4430		3.0–4.5 mm
		L	P2227.5015	6.6 mm	1.5–2.5 mm
			P2227.5030		3.0–4.5 mm

Universal abutment

	Article	Art. No.	Ø
	iSy® Universal abutment incl. iSy® Abutment screw Material Titanium alloy	P2211.4012	6.5 mm

The iSy® Abutment screw is tightened using the iSy® Abutment screwdrivers (see page 48).

Multi-unit System

	Article	Size	Art. No.	GH	Dimensions
	iSy® Multi-unit abutment, straight sterile Material Titanium alloy	-	P2254.4820	2.0 mm	-
			P2254.4830	3.0 mm	
			P2254.4840	4.0 mm	
	iSy® Multi-unit abutment, 17° angled incl. abutment screw, hex, with reduced head, sterile Material Titanium alloy	-	P2266.4820	2.25 mm	-
			P2266.4830	3.0 mm	
			P2266.4840	4.0 mm	
	iSy® Multi-unit abutment, 30° angled incl. abutment screw, hex, with reduced head, sterile Material Titanium alloy	-	P2268.4820	2.25 mm	-
			P2268.4830	3.0 mm	
			P2268.4840	4.0 mm	
	Insertion tool, for straight Multi-unit abutments Material Stainless steel	short	J5300.0039	-	Length 18 mm
		long	J5300.0040		Length 28 mm
	Insertion tool for straight Multi-unit abutments with ISO shaft for handpiece Material Stainless steel	-	PXMUHAH	-	Length 20 mm

Note: the angulation of the angulated Multi-unit abutments runs across the surface of the hexagon.

The iSy® Abutment screw, hex, with reduced head is tightened using the iSy® Screwdrivers, hex (see page 48).








The geometries of the iSy® CAM Multi-unit abutments are available as a CAD library for leading dental CAD systems.

The libraries are available for free download at:

www.biohorizonscamlog.com/cad-libraries








Multi-unit System






	Article	Art. No.	Dimensions
	Orientation gauge for Ø 2.0 mm pilot drilling Material Nitinol	J3551.0001	-
	Aligning tool for angled abutments, for insertion posts Material Stainless steel	J2269.0005	17°
		J2269.0006	30°
	iSy® Multi-unit abutment, Try-in Material Titanium alloy	P3564.4800	straight
		P3566.4800	17°
		P3568.4800	30°
	Healing cap for Multi-unit abutment Material PEEK/titanium alloy	PXMUCC	Height 5.1 mm
	Healing cap for Multi-unit abutment, wide body 2 units Material PEEK/titanium alloy	PXMUCCC	Height 5.1 mm
	Impression cap for Multi-unit abutment, open tray incl. holding screw blue anodized Material Titanium alloy	PXMUDPC	Height 8.9 mm
	Impression cap for Multi-unit abutment, closed tray Material Titanium alloy	PXMUIC	Length 8 mm

	Article	Art. No.
	Titanium scanbody for Multi-unit abutment Material Titanium alloy	PXMUTSB
	Elos Accurate Multi-unit Scan Body Material Titanium alloy/PEEK	IO 11B-A
	Elos Accurate Scan Body Driver Material Stainless steel	C13485
	Multi-unit lab analog for casted models Material Titanium alloy	PXMUAR
	Multi-unit implant analog for printed and cast models Material Stainless steel	J3026.4800
	Titanium coping for Multi-unit abutment incl. prosthetic screw, regular, for Multi-unit abutment, blue anodized Material Titanium alloy	PXMUTC
	Titanium coping for Multi-unit abutment, short incl. prosthetic screw, short, for Multi-unit abutment, blue anodized, Material Titanium alloy	PXMUTCS

Please check whether the scanbodies for Multi-unit abutments are available in the CAD library used.
CAD libraries for selected iSy® Prosthetic components are available for free download here:
www.biohorizonscamlog.com/cad-libraries






Multi-unit System

	Article	Quantity	Art. No.
	Plastic coping for Multi-unit abutment, burn-out incl. prosthetic screw, regular, for Multi-unit abutment, blue anodized Material Delrin	-	PXMUPC
	Bonding base with plastic sleeve, burn-out, Passive Fit, for Multi-unit abutment incl. two prosthetic screws, regular and long, for Multi-unit abutment, blue anodized Material Titanium alloy/Delrin	-	PXMUPFC
	Gold coping for Multi-unit abutment, cast-on incl. prosthetic screw, regular, for Multi-unit abutment, blue anodized Material Cast-on gold alloy/Delrin	-	PXMUGC
	Locator® for Multi-unit abutment incl. titanium collar, 3 mm Material Titanium alloy/TiN	2	LMUTC-2
	Locator® for Multi-unit abutment incl. burn-out Delrin collar, 3 mm Material Titanium alloy/TiN/Delrin	2	LMUDC-2
	Polishing protection for Multi-unit caps and bases Material Titanium alloy	5	PXMUPA
	Handle for angled Multi-unit abutment Material PEEK	2	BCMUCA

	Article	Quantity	Size	Art. No.	Thread
	Prosthetic screw for Multi-unit abutment Hex, blue anodized, also for Passive Fit	1	short	PXMUPSS1	M1.4
		5		PXMUPSS	
	Material Titanium alloy	1	regular	PXMUPSR1	
		5		PXMUPSR	
		5	long	PXMUPSL	
	iSy® Abutment screw, hex with reduced head, light blue anodized	-	-	P4004.1601	
	iSy® Lab abutment screw, hex with reduced head, light blue partially anodized	-	-	P4004.1600	M1.6
	Material Titanium alloy				

The prosthetic screws for Multi-unit abutments, the iSy® Abutment screw, hex, with reduced head and the iSy® Lab abutment screw, hex, with reduced head are tightened using the iSy® Abutment screwdrivers, Hex (see page 48).





Locator®

	Article	Quantity	Art. No.	GH	Length
	iSy® Locator® Abutment Material Titanium alloy/TiN	-	P2253.4010	1.0 mm	-
			P2253.4020	2.0 mm	
			P2253.4030	3.0 mm	
			P2253.4040	4.0 mm	
			P2253.4050	5.0 mm	
	Insertion tool for Locator® Abutments manual/wrench Material Stainless steel	-	J2253.0001	-	24.3 mm
	Locator® Instrument 3-part Material Stainless steel	-	J2253.0002	-	83.0 mm
	iSy® Locator® Impression cap Material Aluminum/polyethylene	4	J2253.0200	-	-
	iSy® Locator® Analog Material Aluminum	4	J2253.0340	-	-









	Article	Quantity	Color	Retention	Divergence	Art. No.
	Locator® Male processing packages Contents per kit: 1 Retention housing with processing replacement male 1 Block out spacer, white 1 Replacement male, clear 1 Replacement male, pink 1 Replacement male, blue Material Titanium alloy/polyethylene/Teflon/Nylon	2	-	-	-	J2253.0102
	Locator® Male processing packages for extended angulation Contents per kit: 1 Retention housing with processing replacement male 1 Block out spacer, white 1 Replacement male, green 1 Replacement male, orange 1 Replacement male, red Material Titanium alloy/polyethylene/Teflon/Nylon	2	-	-	-	J2253.0112
	Locator® Block out spacer Material Teflon	20	white	-	-	J2253.0401
	Locator® Processing replacement male Material Polyethylene	4	-	-	-	J2253.0402
	Locator® Replacement male Material Nylon	4	clear	high	0°-10°	J2253.1005
		4	pink	medium	0°-10°	J2253.1003
		4	blue	low	0°-10°	J2253.1002
	Locator® Replacement male for extended angulation Material Nylon	4	grey	none	0°-20°	J2253.2000
		4	green	high	10°-20°	J2253.2004
		4	orange	medium	10°-20°	J2253.2003
		4	red	low	10°-20°	J2253.2002

Manufacturer Locator®: Zest Anchors | 2875 Loker Avenue East, Carlsbad | California 92010 | USA
 Locator® and Locator R-Tx® are registered trademarks of the Zest Anchors company.

Locator R-Tx®

	Article	Quantity	Art. No.	GH
	iSy® Locator R-Tx® Abutment incl. retention housing with black processing replacement male, block out spacer white and four different replacement males Material Titanium alloy/Nylon	-	30810-01	1.0 mm
			30810-02	2.0 mm
			30810-03	3.0 mm
			30810-04	4.0 mm
			30810-05	5.0 mm
	Locator R-Tx® Insertion tool for replacement males with plastic handle Material Stainless steel	-	30021-01	-
	iSy® Locator R-Tx® Impression cap Material Polyethylene	4	30017-01	-
	iSy® Locator R-Tx® Analog Ø 3.35 mm Material Aluminum	4	30014-01	-

The iSy® Locator abutments are tightened using the iSy® Abutment screwdrivers, hex (see page 48).







	Article	Quantity	Color	Retention	Art. No.
	Locator R-Tx® Retention housing with processing replacement male Material Titanium alloy/polyethylene	4	black	-	30013-01
	Locator® Block out spacer Material Teflon	20	white	-	J2253.0401
	Locator R-Tx® Processing replacement male Material Polyethylene	4	black	-	30012-01
	Locator R-Tx® Spacer/duplication aid Material Polyethylene	4	-	-	30018-01
	Locator R-Tx® Replacement male Material Nylon	4	grey	none	30001-01
		4	blue	low	30002-01
		4	pink	medium	30003-01
		4	white	high	30004-01

Prosthetic instruments

	Article	Size	Art. No.	Length
	iSy® Torque wrench Material Stainless steel	-	P5320.1030	-
	iSy® Screwdriver, hex exclusively for the straight screw channel, manual/wrench Material Stainless steel	extra short	P5317.0538	14.5 mm
		short	P5317.0540	22.5 mm
		long	P5317.0542	30.3 mm
	iSy® Screwdriver, hex ISO shaft Material Stainless steel	short	P5317.0550	18 mm
		long	P5317.0552	26 mm
	Ballpoint screwdriver, hex manual/wrench Material Stainless steel	short	J5319.0501	24 mm
		long	J5319.0502	32 mm
	Ballpoint screwdriver, hex ISO shaft Material Stainless steel	short	J5319.0504	27 mm
		long	J5319.0503	35 mm
	iSy® Abutment screwdriver manual/wrench Material Stainless steel	extra short	P5316.6038	14.5 mm
		short	P5316.6040	23 mm
		long	P5316.6042	28 mm
	iSy® Abutment disconnecter for abutments and implant base Material Stainless steel	extra short	P5300.6308	23 mm
		short	P5300.6310	28 mm
		long	P5300.6312	35 mm
	iSy® Gingiva height indicator straight Material Titanium alloy	-	P3550.2200	-

	Article	Quantity	Art. No.	Length
	Insertion tool for Locator® Abutments manual/wrench Material Stainless steel	-	J2253.0001	24.3 mm
	Locator® Instrument 3-part Material Stainless steel	-	J2253.0002	83.0 mm
	Locator® Angle measurement guide Material Stainless steel	-	J2253.0003	-
	Locator® Parallel post Material Polyethylene	4	J2253.0004	-
	Locator® Abutment holder sleeve for golden element of the Locator® Instrument Material Polysulfone	4	08394	-
	Locator R-Tx® Insertion tool for replacement males with plastic handle Material Stainless steel	-	30021-01	-
	Prosthetic tray Universal (without contents), resterilizable Material Radel®, silicone	-	J5330.8700	162 × 73 × 29 mm



Instruments for dental technicians

	Article	Art. No.
	iSy® Handle for implant analog Material Stainless steel	P3010.7500
	Universal holder Material Stainless steel	J3709.0015
	iSy® Abutment collet for universal holder Material Titanium alloy	P3010.0100
	iSy® Lab abutment screwdriver for external hex Material Stainless steel/titanium alloy	P5310.6060
 	iSy® Lab base Material Titanium alloy	P3010.7020



Auxiliary articles

Materials for practice

	Article	Art. No.	Ø	Length
	iSy® Implant for practice incl. snap-in insertion post and cover screw, brown anodized Material Titanium alloy	P1129.4411	4.4 mm	11 mm
	Edentulous mandible incl. mounting plate Material Plastic	J8070.2050	-	-

Macro model




























	Article	Art. No.
	iSy® Macro model Scale 3:1 Material Plastic/stainless steel	P8010.1010







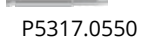






Literature

Article	Art. No.
Patient brochure Dental implants – an invention modeled on nature	M-0431-BRO-EN-INT-CL-00-052023
Biomaterial patient brochure Stable bone and a firm gingiva – the basis of oral health	M-0151-BRO-EN-INT-BHCL-00-052023
Implant pass Patient-specific documentation of implant restoration	J8000.0372









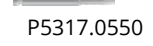

Screw overview Abutment and prosthetic screws – intraoral use

Implant-abutment connection

	Ø 3.8 mm	Ø 4.4 mm	Ø 5.0 mm				
	M1.6						
Article	iSy® Abutment screw			Screwdriver			
				Tightening torque			
 iSy® Scanbodies iSy® ScanPosts for Sirona® Scanbody				 iSy® Universal abutment  iSy® Esthomic® Abutments  iSy® Implant base  iSy® Titanium bases CAD/CAM  iSy® CAM blanks Types AG, ME and IAC	hand-tight*		
 iSy® Temporary abutments for crowns and bridges							
 iSy® Universal abutment							
 iSy® Esthomic® Abutments	 9.2 mm P4005.1614					 P5316.6038  P5316.6040  P5316.6042	20 Ncm
 iSy® Implant base							
 iSy® Titanium bases CAD/CAM							
 iSy® CAM blanks Types AG, ME and IAC							
iSy® Abutment screw, hex							
Screwdriver							
 iSy® Titanium base CAD/CAM free	 9.1 mm P4005.1601			 P5317.0538  P5317.0540  P5317.0542  P5317.0550  P5317.0552  J5319.0501  J5319.0502  J5319.0503  J5319.0504	20 Ncm		

		Ø 3.8 mm	Ø 4.4 mm	Ø 5.0 mm		
		M1.6				
Article		iSy® Abutment screw, hex, with reduced head, light blue anodized			Screwdriver	Tightening torque
	iSy® Multi-unit abutment 17° and 30° angled	 P4004.1601			 P5317.0538  P5317.0540	20 Ncm
	iSy® Locator® R-Tx® Abutment	-			 P5317.0542  P5317.0550  P5317.0552	
	iSy® Multi-unit abutment straight	-			 J5300.0039  J5300.0040	30 Ncm
	iSy® Locator® Abutment	-			 J2253.0001	30 Ncm

Abutment-Prosthetic connection

		Ø 3.8 mm	Ø 4.4 mm	Ø 5.0 mm		
		M1.4				
Article		Prosthetic screws for Multi-unit abutments			Screwdriver	Tightening torque
	Caps and bases on Multi-unit abutments	 PXMUPSS1	 PXMUPSR	 P5317.0538  P5317.0540	15 Ncm	
	iSy® Multi-unit abutments straight, 17° and 30° angled	 PXMUPSL**				 P5317.0542  P5317.0550  P5317.0552

* optional for temporary abutments titanium: torque after completed healing phase 20 Ncm

















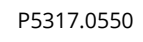
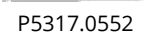




** Auxiliary screw for intraoral and extraoral use








New prosthetic screws must be used for the final insertion.

All screws must be retightened with the corresponding torque after at least 5 minutes!

Screw Overview lab screws – extraoral use

Lab analog-abutment connection

	Ø 3.8 mm	Ø 4.4 mm	Ø 5.0 mm	
	M1.6			
Article	iSy® Lab abutment screw			Screwdriver
Tightening torque				
 <p>iSy® Scanbody iSy® ScanPost for Sirona® Scanbody</p>				 P5316.6038  P5316.6040  P5316.6042 <p>20 Ncm</p>
 <p>iSy® Temporary abutments for crowns and bridges</p>				
 <p>iSy® Universal abutment</p>				
 <p>iSy® Esthomic® Abutments</p>	 <p>9.2 mm P4006.1614</p>			
 <p>iSy® Implant base</p>				
 <p>iSy® Titanium bases CAD/CAM</p>				
 <p>iSy® CAM blanks Types AG, ME and IAC</p>				
				iSy® Lab abutment screw, hex
				Screwdriver
 <p>iSy® Titanium base CAD/CAM free</p>	 <p>9.1 mm P4006.1601</p>			 P5317.0538  P5317.0540  P5317.0542  P5317.0550  P5317.0552  J5319.0501  J5319.0502  J5319.0503  J5319.0504 <p>20 Ncm</p>

		Ø 3.8 mm	Ø 4.4 mm	Ø 5.0 mm		
		M1.6				
Article		iSy® Lab abutment screw, hex, with reduced head, light blue partially anodized			Screwdriver	Tightening torque
 <p>iSy® Multi-unit abutment 17° and 30° angled</p>	 <p>7.8 mm P4004.1600</p>	 P5317.0538  P5317.0540  P5317.0542  P5317.0550  P5317.0552	20 Ncm			

* optional for temporary abutments titanium: torque after completed healing phase 20 Ncm

All screws must be retightened with the corresponding torque after at least 5 minutes!

Materials

Titanium Grade 4	
Properties (ASTM F67 and DIN EN ISO 5832-2)	
Chemical structure (in %)	O ≤ 0.4
	Fe ≤ 0.5
	C ≤ 0.08
	N ≤ 0.05
	H ≤ 0.0125
	Ti Rest
Mechanical properties	Tensile strength ≥ 550 MPa
	Elongation at break ≥ 12 %

Titanium alloy Ti-6Al-4V ELI	
Properties (ASTM F136)	
Chemical structure (in %)	Al 5.5–6.5
	V 3.5–4.5
	Fe ≤ 0.25
	C ≤ 0.08
	N ≤ 0.05
	O ≤ 0.13
	H ≤ 0.012
	Ti Rest
Mechanical properties	Tensile strength ≥ 860 MPa
	Elongation at break ≥ 10 %

Cast-on gold alloy* (for gold base for Multi-unit abutment)	
Properties	
Chemical structure (in %)	Au 60
	Pt 19
	Pd 20
	Ir 1
Physical properties	Density 17.5 g/cm ³
	Color white
	Liquidus 1490 °C
	Solidus 1400 °C
	Coefficient of thermal expansion 12.2 μm/m × °C
	Modulus of elasticity 136 GPa
Mechanical properties	Hardness HV5 > 215
	0.2 % Elongation limit > 650 MPa
	Elongation at break > 2%
	Tensile strength MPa > 750MPa

CoCr alloy	
Properties (ASTM F1537-20 and ISO 5832-12)	
Chemical structure (in wt %)	Cr 26.0–30.0
	Mo 5.0–7.0
	Fe ≤ 0.75
	Ni ≤ 0.1*
	Mn < 1.0
	Si < 1.0
	N < 0.25
	C ≤ 0.14
	Co Rest
	Physical properties
Mechanical properties	
	Breaking strength 1172–1400 MPa
	Elongation at break > 12 %
	Hardness (HRC) 38–48

* ASTM F1537-20 and ISO 5832-12: ≤ 1.0 weight-%

* Material Data Sheet for Ceramicor® from Cendres+Métaux

Further documentation

Further information about iSy® Products is available in the following documentations:

- iSy® Work instructions
- iSy® Instructions for Use
- iSy® Preparation instructions
- Camlog literature overview
- Clinical evidence and science

The documents are available from the local Camlog representative.

See also:

<https://ifu.camlog.com>

www.camlog.com

References

¹ CONELOG® IMPLANT SYSTEM – Facts and figures at a glance. M-0156-WPR-EN-INT-BHCL-01-122020.

² Messias A, Rocha S, Wagner W, Wiltfang J, Moergel M, Behrens E, Nicolau P, Guerra F. Peri-implant marginal bone loss reduction with platform-switching components: 5-year post-loading results of an equivalence randomized clinical trial. J Clin Periodontol. 2019;46:678-87.

³ Schwarz F, Alcoforado G, Nelson K, Schaer A, Taylor T, Beuer F, et al. Impact of implantabutment connection, positioning of the machined collar/microgap, and Platform-Switching on crestal bone level changes. Camlog Foundation Consensus Report. Clin Oral Implants Res. 2014; 25 (11): 1301–3.

Legal

General disclaimer

The information provided is intended for marketing purposes only and does not qualify the user to use the product in a clinical setting. To ensure correct application, please refer to the relevant Instructions for Use and the Working Instructions before use.

Trade names and copyright

Protected trade names (trademarks) are not always specially indicated. The absence of such a reference does NOT mean that it is not a protected trademarked name. The document including all its parts is protected by copyright. You may download the content regarding the intended use, but changes to or reproduction of the content are not permitted. Any use outside the narrow limits of copyright law without the prior written consent of CAMLOG Biotechnologies GmbH is prohibited and is subject to legal sanctions.

iSy®, DEDICAM®, Esthomic® and Promote® are registered trademarks of CAMLOG Biotechnologies GmbH. Locator®, Locator R-Tx®, R-Tx, ZEST and Zest Dental Solutions, as well as the color and shape of the retention inserts are registered trademarks of ZEST IP Holdings, LLC.

The referenced trademarks may not be registered in all countries. All third party trademarks belong to the respective trademark owners. CAMLOG Biotechnologies GmbH can only place products on the market after approval by the competent national authorities. Therefore, not all products and services are available in all countries.

Manufacturer

iSy® Products are manufactured by:

ALTATEC GmbH | Maybachstr. 5 | 71299 Wimsheim | Germany

Locator® and Locator R-Tx® are manufactured by Zest Anchors LLC.

Notes

Headquarters

CAMLOG Biotechnologies GmbH | Margarethenstr. 38 | 4053 Basel | Switzerland
Phone +41 61 565 41 00 | Fax +41 61 565 41 01 | info@camlog.com | www.biohorizonscamlog.com



CE 0123

Art. No. J8001.0041 Rev. 00 02/2024